

Paycheck Protection Program Data

PPP LOAN USE IN VETERINARY MEDICINE

Supporting veterinary practices, protecting veterinary jobs

COVID-19 stimulus loans provided through the federal government's Paycheck Protection Program (PPP) have played a key role in supporting veterinary care and keeping veterinary practices open during the pandemic.

At least 18,657
veterinary practices
have been supported
by PPP loans



≈56%

That's about 56% of all
U.S. veterinary practices



Approximately \$2.1 billion borrowed
from PPP has helped veterinary practices continue
serving patients and clients in every state*

Over 80% of loans taken by the veterinary
profession were under \$150,000

**AVMA estimate based on SBA data*

At least 201,900
veterinary jobs protected
with loans issued through PPP

These include veterinarians, technicians,
practice managers, assistants – and all
other team members



Top 5 states • Texas • California • Florida • New York • Illinois



AVMA continues to work on behalf of veterinary
practices and teams to improve the PPP and other
programs that support veterinary medicine.

avma.org/PPP

Sources: U.S. Small Business Administration, AVMA research and LexisNexis

SBA data released July 6th
and AVMA Economics
Division data

<https://www.avma.org/blog/covid-19-loans-are-supporting-veterinary-teams-and-patients>

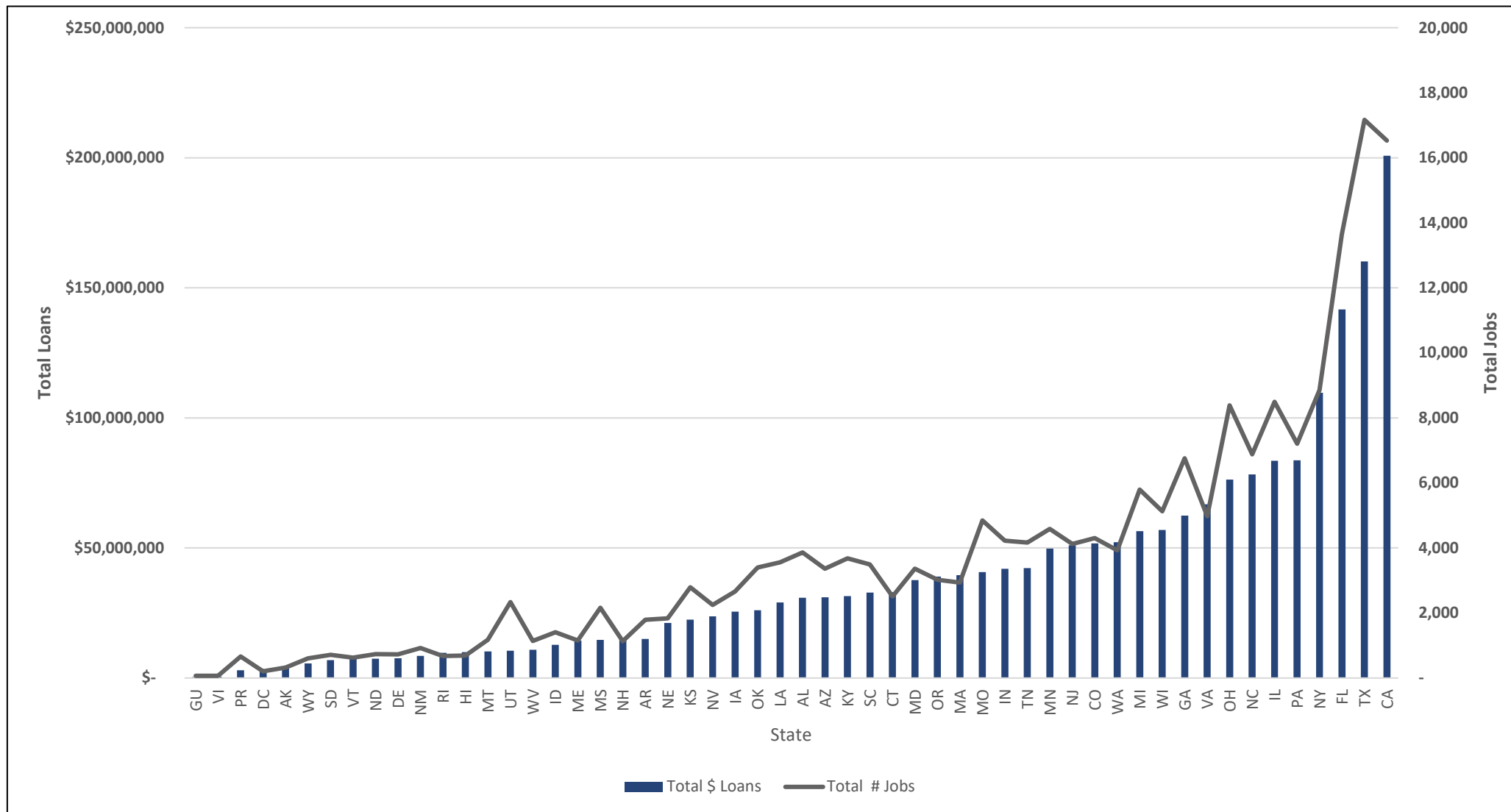


PPP Loan Summary

PPP Loan Data Summary						
Lower	Upper	Number	Midpoint	Lower Limit	Upper Limit	Total Midpoint
\$5-10 million						
\$ 5,000,000	\$ 10,000,000	4	\$ 7,500,000	\$ 20,000,000	\$ 40,000,000	\$ 30,000,000
\$2-5 million						
\$ 2,000,000	\$ 5,000,000	15	\$ 3,500,000	\$ 30,000,000	\$ 75,000,000	\$ 52,500,000
\$1-2 million						
\$ 1,000,000	\$ 2,000,000	41	\$ 1,500,000	\$ 41,000,000	\$ 82,000,000	\$ 61,500,000
\$350,000-1 million						
\$ 350,000	\$ 1,000,000	518	\$ 675,000	\$ 181,300,000	\$ 518,000,000	\$ 349,650,000
\$150,000-350,000						
\$ 150,000	\$ 350,000	2898	\$ 250,000	\$ 434,700,000	\$ 1,014,300,000	\$ 724,500,000
Totals		3476	\$ 13,425,000	\$ 707,000,000	\$ 1,729,300,000	\$ 1,218,150,000
\$1-150,000						
\$ 887,508,133		15181		\$ 887,508,133	\$ 887,508,133	\$ 887,508,133
Grand Total Est.		18657		\$ 1,594,508,133	\$ 2,616,808,133	\$ 2,105,658,133 E
Estimated Loan Averages				\$ 85,464	\$ 140,259	\$ 112,862

SBA Data Accessed July 6, 2020

Total PPP Loans vs. Jobs

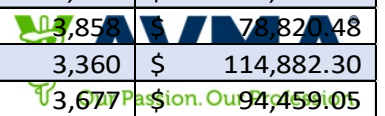


SBA Data Accessed July 6, 2020

© Copyright 2018. American Veterinary Medical Association. All rights reserved.



State	<\$150,000 Total	<\$150,000 # of loans	<\$150,000 # of jobs	>\$150,000 Total	>\$150,000 # of loans	<\$150,000 # of jobs	Total \$ Loans	Total # Loans	Total # Jobs	Estimated Average/Loan
GU	\$ 95,358	2	27	\$ 250,000	1	39	\$ 345,358	3	66	\$ 115,119.33
VI	\$ 232,416	3	31	\$ 250,000	1	35	\$ 482,416	4	66	\$ 120,603.95
PR	\$ 2,950,292	102	657	\$ -	-	-	\$ 2,950,292	102	657	\$ 28,924.43
DC	\$ 300,237	7	34	\$ 2,950,000	5	166	\$ 3,250,237	12	200	\$ 270,853.12
AK	\$ 1,018,018	18	108	\$ 3,100,000	9	208	\$ 4,118,018	27	316	\$ 152,519.18
WY	\$ 3,355,634	66	444	\$ 2,250,000	9	156	\$ 5,605,634	75	600	\$ 74,741.78
SD	\$ 4,602,307	82	512	\$ 2,250,000	9	197	\$ 6,852,307	91	709	\$ 75,300.08
VT	\$ 4,441,279	70	429	\$ 2,925,000	10	197	\$ 7,366,279	80	626	\$ 92,078.49
ND	\$ 2,532,210	45	305	\$ 4,850,000	16	424	\$ 7,382,210	61	729	\$ 121,019.83
DE	\$ 2,667,530	39	307	\$ 4,875,000	11	419	\$ 7,542,530	50	726	\$ 150,850.60
NM	\$ 4,579,777	90	533	\$ 3,925,000	14	384	\$ 8,504,777	104	917	\$ 81,776.70
RI	\$ 1,927,753	31	139	\$ 7,675,000	16	537	\$ 9,602,753	47	676	\$ 204,313.90
HI	\$ 2,968,267	43	273	\$ 6,925,000	21	414	\$ 9,893,267	64	687	\$ 154,582.30
MT	\$ 6,500,527	125	862	\$ 3,675,000	13	313	\$ 10,175,527	138	1,175	\$ 73,735.70
UT	\$ 5,757,029	89	1,137	\$ 4,675,000	17	1,196	\$ 10,432,029	106	2,333	\$ 98,415.37
WV	\$ 4,662,198	83	605	\$ 6,200,000	18	534	\$ 10,862,198	101	1,139	\$ 107,546.51
ID	\$ 6,488,970	116	986	\$ 6,275,000	20	419	\$ 12,763,970	136	1,405	\$ 93,852.72
ME	\$ 6,060,813	95	614	\$ 8,275,000	23	538	\$ 14,335,813	118	1,152	\$ 121,489.94
MS	\$ 10,869,210	205	1,763	\$ 3,750,000	15	395	\$ 14,619,210	220	2,158	\$ 66,450.95
NH	\$ 6,855,163	108	674	\$ 7,950,000	25	459	\$ 14,805,163	133	1,133	\$ 111,317.02
AR	\$ 11,303,966	220	1,483	\$ 3,675,000	13	303	\$ 14,978,966	233	1,786	\$ 64,287.41
NE	\$ 11,280,857	201	1,334	\$ 9,875,000	26	499	\$ 21,155,857	227	1,833	\$ 93,197.61
KS	\$ 16,224,307	294	2,284	\$ 6,175,000	23	507	\$ 22,399,307	317	2,791	\$ 70,660.28
NV	\$ 5,259,601	82	957	\$ 18,375,000	43	1,287	\$ 23,634,601	125	2,244	\$ 189,076.81
IA	\$ 14,707,673	249	1,857	\$ 10,800,000	33	799	\$ 25,507,673	282	2,656	\$ 90,452.74
OK	\$ 16,748,130	344	2,456	\$ 9,300,000	27	942	\$ 26,048,130	371	3,398	\$ 70,210.59
LA	\$ 18,381,864	317	2,464	\$ 10,600,000	34	1,091	\$ 28,981,864	351	3,555	\$ 82,569.41
AL	\$ 19,293,809	350	2,713	\$ 11,525,000	41	1,145	\$ 30,818,809	391	3,858	\$ 78,820.48
AZ	\$ 12,443,221	211	1,784	\$ 18,575,000	59	1,576	\$ 31,018,221	270	3,360	\$ 114,882.30
KY	\$ 15,904,862	294	2,181	\$ 15,550,000	39	1,496	\$ 31,454,862	333	3,677	\$ 94,459.05
SC	\$ 15,899,302	255	2,035	\$ 16,875,000	54	1,452	\$ 32,774,302	309	3,487	\$ 106,065.70
CT	\$ 10,025,826	149	958	\$ 22,975,000	57	1,550	\$ 33,000,826	206	2,508	\$ 160,198.18



PPP Loans to Veterinary Practices

<\$150,000

- 15,181 loans
- \$887,508,133.08
- 109,198 jobs
- Data provides \$ amount

\$150,000+

- 3,476
- \$ next slides
- 92,702 jobs

>\$150,000

\$150K - \$350K

- 2,898 Loans
- 61,454 Jobs

\$350K - \$1Million

- 518 Loans
- 23,181 Jobs

\$1 - \$2 Million

- 41 Loans
- 4,123 Jobs

\$2 - \$5 Million

- 15 Loans
- 2,924 Jobs

\$5 - \$10 Million

- 4 Loans
- 1,020 Jobs

\$5 Million – \$10 Million

Los Coyotes Veterinary Practice PC – CA

Heartland Veterinary Partners LLC – IL


The Animal Medical Center – NY

Mixed Animal Veterinary Associates North America, Inc – WI


\$2 Million - \$5 Million

- Pieper Olson Veterinary Hospital PC – CT
- Animal Welfare Society Of South Florida Inc. – FL
- Surgical Referral Service, Ltd. – IL
- Rood, Riddle & Partners, P.S.C. – KY
- Animal Emergency & Referral Center Of Minnesota, P.A. – MN
- Rowan Animal Clinic, PLLC. – NC
- Vets Pets PA – NC
- Mount Laurel Veterinary Services – NJ
- Oradell Animal Hospital, Inc – NJ
- Animal Critical Care & Amp – PA
- Ocean State Veterinary Specialists Ltd – RI
- Ctvsh, PLLC – TX
- Petwell Partners LLC – TX
- Petwell Veterinary Texas PLLC – TX
- Lakeshore Veterinary Specialists, LLC – WI

<https://home.treasury.gov/policy-issues/cares-act/assistance-for-small-businesses/sba-paycheck-protection-program-loan-level-data>



U.S. DEPARTMENT OF THE TREASURY

ABOUT TREASURY SECRETARY MNUCHIN **POLICY ISSUES** DATA SERVICES NEWS  SEARCH

[For small businesses seeking direct relief from COVID-19, CLICK HERE to learn more about Paycheck Protection Loans.](#)

HOME > POLICY ISSUES > CARES ACT > ASSISTANCE FOR SMALL BUSINESSES > SBA PAYCHECK PROTECTION PROGRAM LOAN DATA

POLICY ISSUES

CARES Act

Assistance for American Workers and Families

Assistance for Small Businesses

SBA Paycheck Protection Program Loan Data

State, Local, and Tribal Governments

Preserving Jobs for American Industry

The CARES Act Recent

SBA Paycheck Protection Program Loan Level Data

To download all Paycheck Protection Program data, [click here](#).

Paycheck Protection Program Loans of \$150,000 and above by State

[Click here](#) to download Paycheck Protection Program loan data by state for loans of \$150,000 and above. The data for all 56 states and territories is available in a single CSV file.

Paycheck Protection Program Loans under \$150,000 by State

Click on the state or territory below to download loan data under \$150,000.

[Alabama](#)

[Guam](#)

[Michigan](#)

[North Dakota](#)

[Utah](#)

[Alaska](#)

[Hawaii](#)

[Minnesota](#)

[Northern Mariana Islands](#)

[Vermont](#)